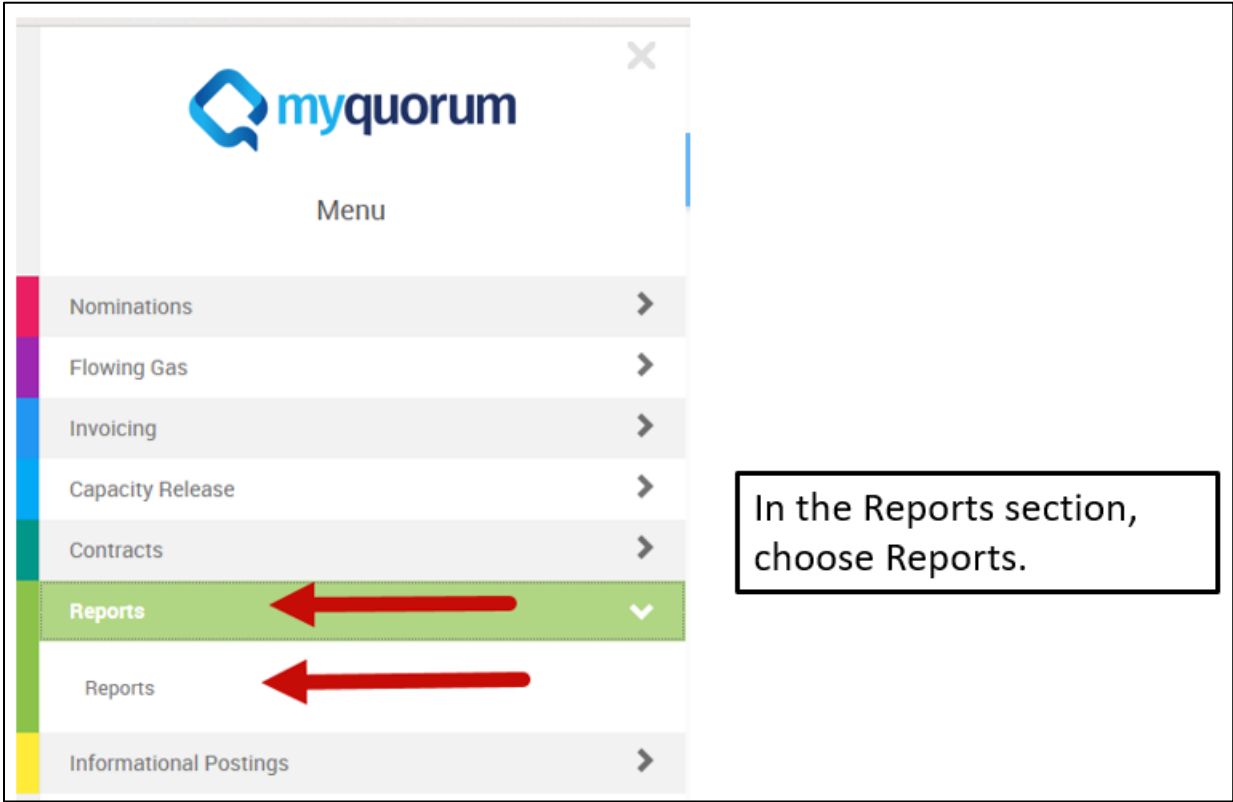


Contents

- Viewing Your Reconciliation Report 1
 - Find Your Customer Reconciliation..... 2
 - Running Customer Reconciliation..... 2
 - Executing Your Customer Reconciliation Report 5
 - Reconciliation Report..... 5
- Support Contacts 7

Viewing Your Reconciliation Report



The image shows a screenshot of the myquorum application's main menu. The menu items are: Nominations, Flowing Gas, Invoicing, Capacity Release, Contracts, Reports, Reports, and Informational Postings. The 'Reports' item is highlighted in green, and a red arrow points to it from the right. Below it, another 'Reports' item is also highlighted in green, with a red arrow pointing to it from the right. To the right of the menu is a callout box with a black border containing the text: 'In the Reports section, choose Reports.'

Find Your Customer Reconciliation

Search

Search

Categories

- CAW ALLOCATIONS
- CAW BILLING
- CAW CAPACITY ALLOCATION SCHEDULING
- CAW CAPACITY RELEASE 3
- CAW CONTRACTS 2
- CAW INVENTORY 13
- CAW NAESB DOWNLOADS 3
- CAW NOMINATIONS 15
- NOMINATIONS 0

Favorites

View All Favorites

CUSTOMER RECONCILIATION (RPTTGL_I14)

STEP 1
Click on CAW Inventory.

STEP 2
In CAW Inventory find the Customer Reconciliation (TGL_I14 report). Click on [icon] to enter report parameters so you can run your reconciliation.

Running Customer Reconciliation

Execute CUSTOMER RECONCILIATION (RPTTGL_I14)

BP_NO

*PRODUCTION MONTH

Advanced Parameters

(M) - Multiple value input. Use ';' to separate values.

STEP 3
You can type in your BP number and hit TAB or click on [magnifying glass icon] to search for your BP number.

PREVIOUS RUN PARAMETERS DEFAULTS CANCEL EXECUTE

CUSTOMER RECONCILIATION - BP NUMBER

Business Party for External

Viewing all rows.

Business Party	Name
35	123 CORPORATION

STEP 3 Continued
If you search for your BP number, this screen will appear. Highlight your BP Name, then click OK.

CANCEL OK

CUSTOMER RECONCILIATION – PRODUCTION MONTH


Execute CUSTOMER RECONCILIATION (RPTTGL_I14)

BP_NO
35

PRODUCTION MONTH

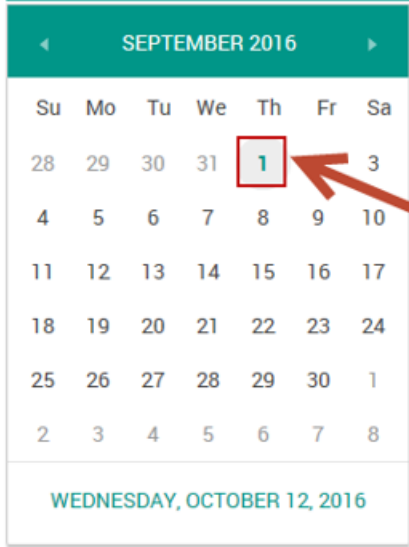
Advanced Parameters

(M) - Multiple value input. Use ';' to separate values.

STEP 4
After you have selected you BP, click on  to enter the Production Month.

PREVIOUS RUN PARAMETERS DEFAULTS CANCEL EXECUTE

PRODUCTION MONTH
9/1/2016



STEP 5
Select the 1st day of the production month you want to run. Eg/For September data, choose September 1st.

NOTE
The Customer Reconciliation can only be run for the full month. The most common month you will select is the previous month.

Executing Your Customer Reconciliation Report

Execute CUSTOMER RECONCILIATION (RPTTGL_I14) ☐ ✕

BP_NO PRODUCTION MONTH

35 9/1/2016 ☰

Advanced Parameters ▼

(M) - Multiple value input. Use ';' to separate values.

STEP 6

After you have chosen your BP as well as the Production Month, click **EXECUTE**.

PREVIOUS RUN PARAMETERS DEFAULTS CANCEL **EXECUTE**


Reconciliation Report

Customer Reconciliation

Production Month: September 2016

Business Party Number: 35

Business Party Name: 123 Corporation



Opening Actual Balance	(393,054)	<p>Opening Actual Balance Reconciled Ending Balance from the prior month.</p>
Deliveries	(3,534,637)	
Receipts	4,423,134	
Storage Injections	(547,000)	
Storage Withdrawals	320,000	
TEP Trades	(373,150)	
Adjustments	(2,012)	
Ending Balance	(106,719)	

Customer Reconciliation

Production Month: September 2016
 Business Party Number: 35
 Business Party Name: 123 Corporation

Opening Actual Balance	(393,054)
Deliveries	(3,534,637)
Receipts	4,423,134
Storage Injections	(547,000)
Storage Withdrawals	320,000
TEP Trades	(373,150)
Adjustments	(2,012)
Ending Balance	(106,719)

Deliveries*
 Total Deliveries for the month found on your Statement of Gas Allocations.

Receipts*
 Total Receipts for the month found on your Statement of Gas Allocations.

***NOTE: If you have Storage, these numbers will differ**
 For Deliveries subtract Total Injections
 For Receipts subtract Total Withdrawals

Customer Reconciliation

Production Month: September 2016
 Business Party Number: 35
 Business Party Name: 123 Corporation

Opening Actual Balance	(393,054)
Deliveries	(3,534,637)
Receipts	4,423,134
Storage Injections	(547,000)
Storage Withdrawals	320,000
TEP Trades	(373,150)
Adjustments	(2,012)
Ending Balance	(106,719)

Storage Injections
 Total Storage Injections at meter **8888** on Statement of Gas Allocations.

Storage Withdrawals
 Total Storage Withdrawals at meter **9999** on Statement of Gas Allocations.

Customer Reconciliation

Production Month: September 2016
 Business Party Number: 35
 Business Party Name: 123 Corporation

Opening Actual Balance	(393,054)
Deliveries	(3,534,637)
Receipts	4,423,134
Storage Injections	(547,000)
Storage Withdrawals	320,000
TEP Trades	(373,150)
Adjustments	(2,012)
Ending Balance	(106,719)

TEP Trades
 Total Trades for the month. Can be found on your TEP Trades – Monthly report.

Customer Reconciliation		TransGas
Production Month: September 2016		
Business Party Number: 35		
Business Party Name: 123 Corporation		
Opening Actual Balance	(393,054)	
Deliveries	(3,534,637)	
Receipts	4,423,134	
Storage Injections	(547,000)	
Storage Withdrawals	320,000	
TEP Trades	(373,150)	
Adjustments	<u>(2,012)</u>	<div style="border: 1px solid black; padding: 5px;"> <p>Adjustments Any account adjustments that were done to your account.</p> <p>NOTE: Most customers will not have any adjustments.</p> </div>
Ending Balance	<u><u>(106,719)</u></u>	

Customer Reconciliation		TransGas
Production Month: September 2016		
Business Party Number: 35		
Business Party Name: 123 Corporation		
Opening Actual Balance	(393,054)	
Deliveries	(3,534,637)	
Receipts	4,423,134	
Storage Injections	(547,000)	
Storage Withdrawals	320,000	
TEP Trades	(373,150)	
Adjustments	<u>(2,012)</u>	
Ending Balance	<u><u>(106,719)</u></u>	<div style="border: 1px solid black; padding: 5px; display: inline-block;"> <p>Ending Balance</p> </div>

Support Contacts

Customer Service Administrators

- Email: Transport@transgas.com (nominations , invoices, allocations)
- Email: tglcontracting@transgas.com (contracts)
- Phone: 306-777-9900